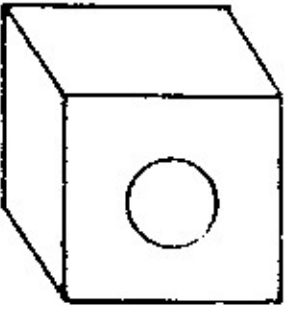
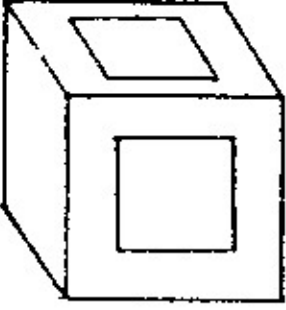
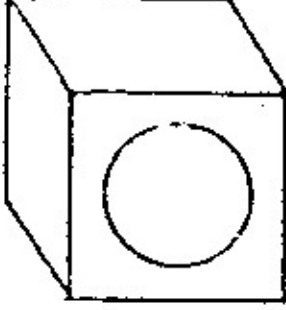
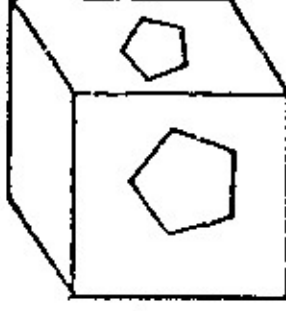
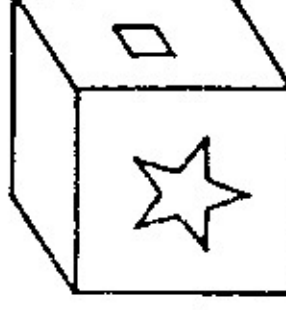
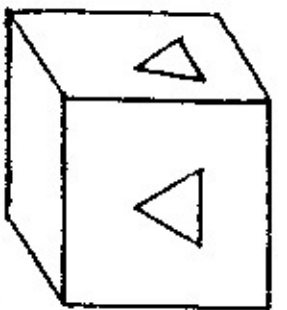
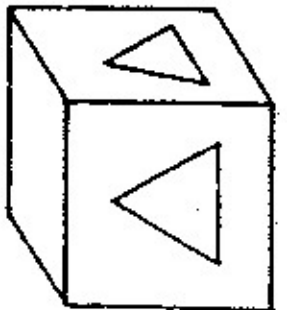
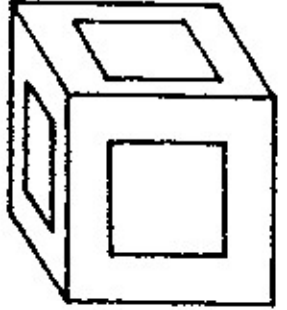
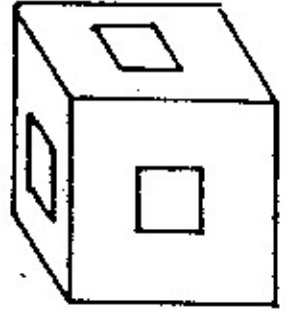
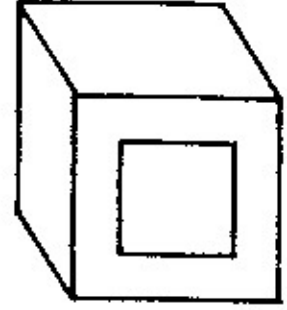
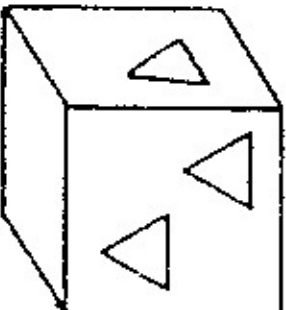
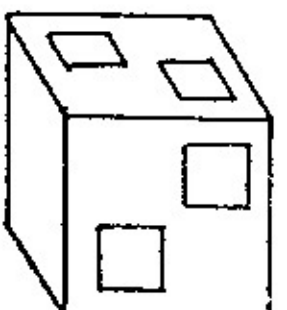
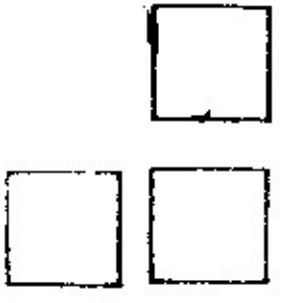
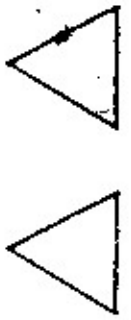


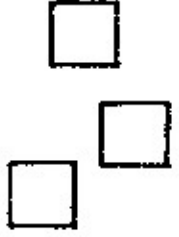
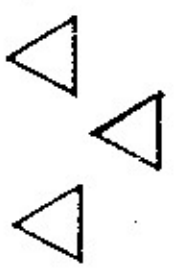



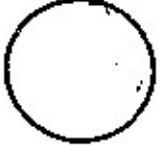
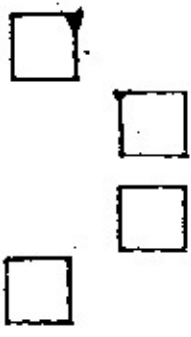









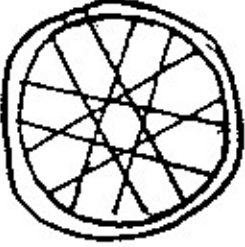


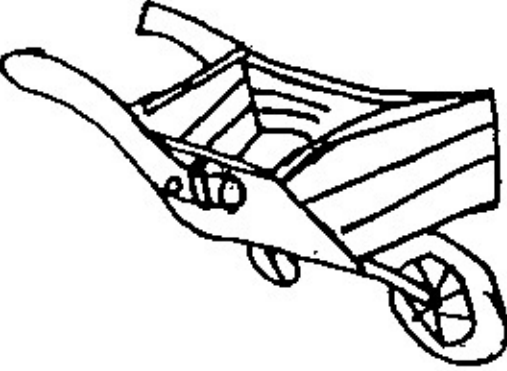
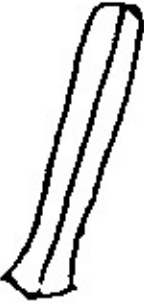




จงจับคู่ภาพระหว่างตัวเลขและพยางค์ที่สัมพันธ์กัน


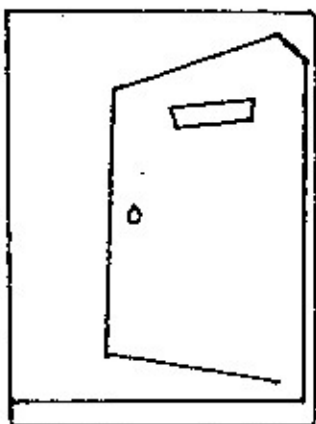

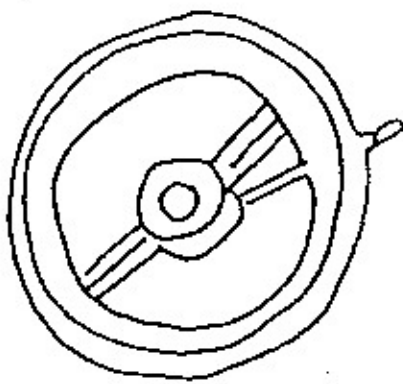

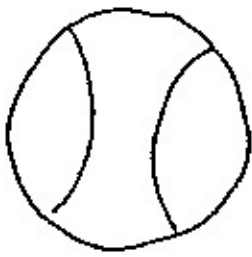
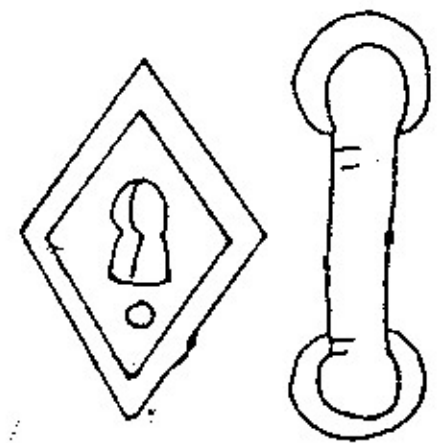
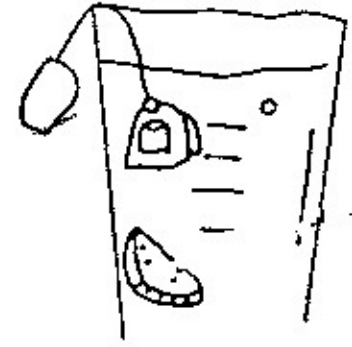
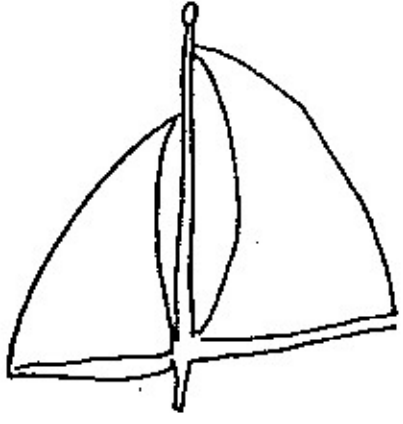
A		C		D		E		F	
G		I		J		K		L	
B		H							

1 =		3 =		4 =		5 =		6 =	
7 =		9 =		10 =		11 =		12 =	
2 =									

○ ภาพที่ขาดหายไปให้มีความสัมพันธ์กันกับซ้ายมือ


	  
	  
	  
	  

# ลากเส้นโยงภาพสิ่งของที่เกี่ยวข้อยอกัน



คำสั่ง ให้ดูภาพซ้ายมือ แล้วหาส่วนที่ขาดหายไป  
นำไปต่อให้สมบูรณ์

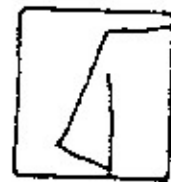
390



1



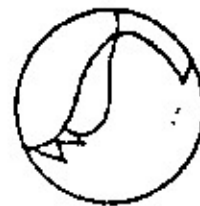

2



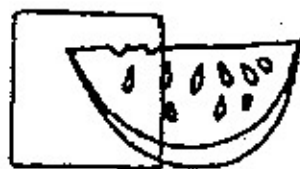
3



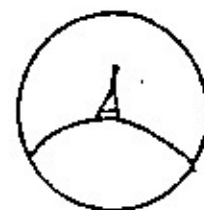
391



392




393



394



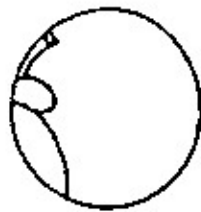
395



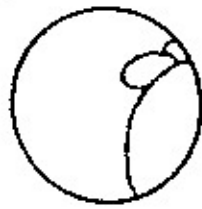
1



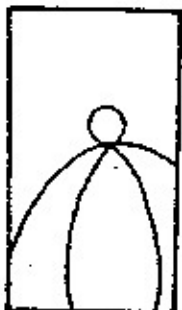


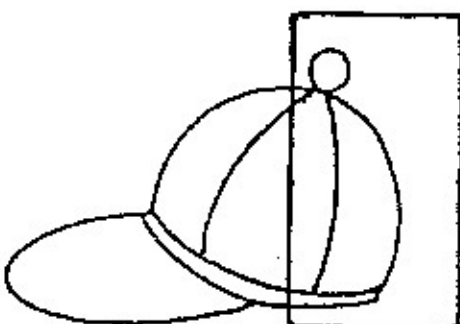
2



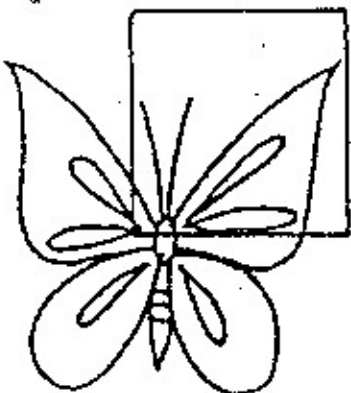
3



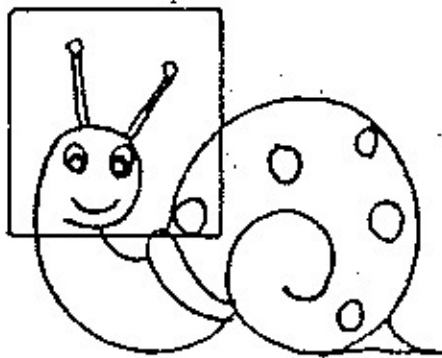
396



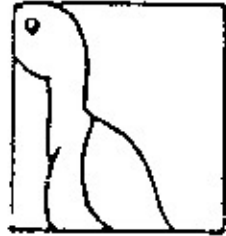


397



398





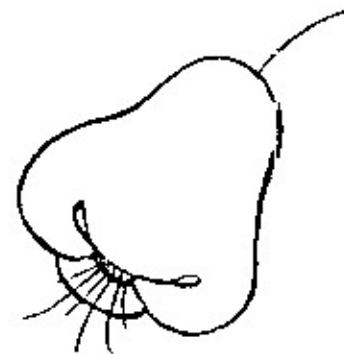

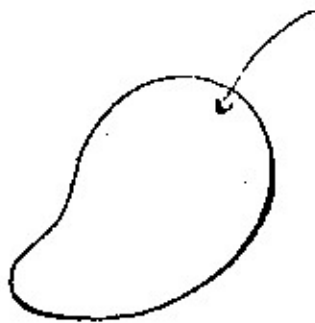

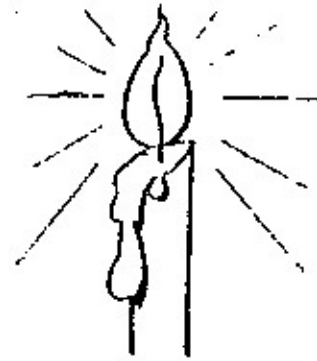
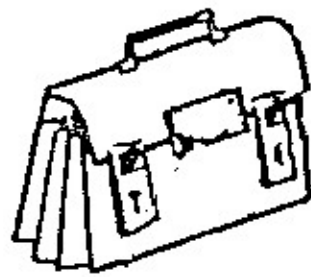
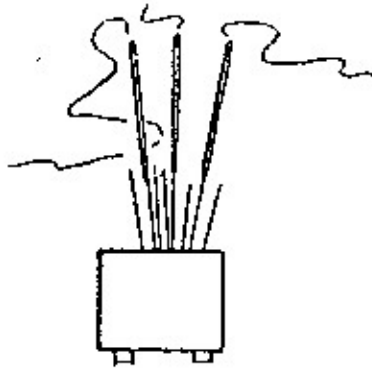


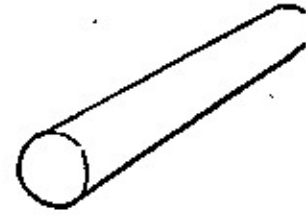

399



แบบทดสอบความพร้อมในการคิดคำนวณ

ให้ขีดภาพบาทที่ภาพที่แตกต่างกว่าภาพอื่น (ให้เวลาทำข้อละ 1 นาที)

ตัวอย่าง



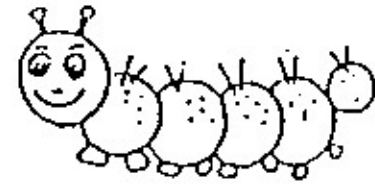
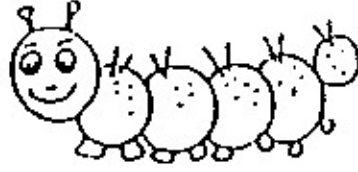
คำสั่ง ให้เติมส่วนที่หายไปของสัตว์หรือสิ่งของ  
ให้เหมือนกับภาพอื่น

ก



ข

ค

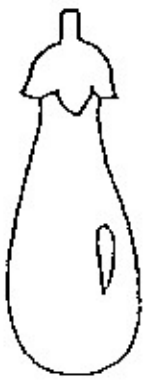
273



274



275



276




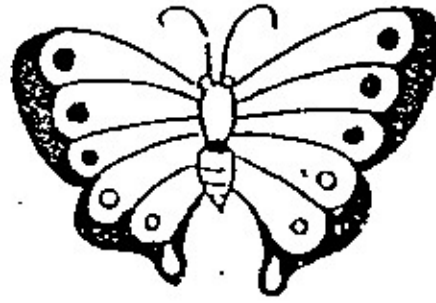
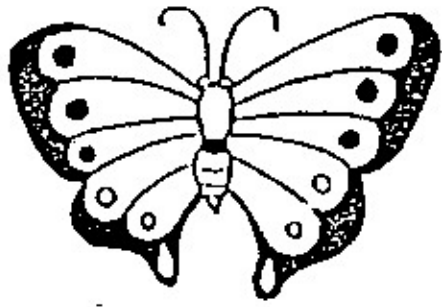
277






278



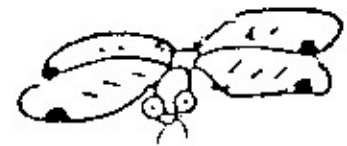
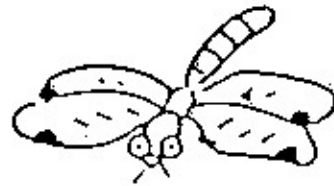
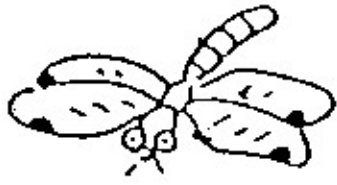
279



280



281



282



283




284




285




286





287



288




289



290



291



292



แยกภาพ

เขียน X ทับภาพที่มีขนาดเล็กที่สุดของแต่ละกรอบ แล้วระบายสีภาพที่มีขนาดใหญ่ที่สุด



# น้ำหนัก

เขียน X กับภาพของสิ่งที่เห็นว่ามีน้ำหนักเบากว่า แล้วระบายสีภาพที่หนักกว่า



